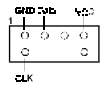
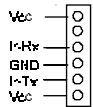


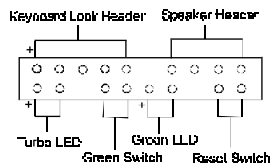
J4: PS/2 mouse connector



J5: IR connector



PANEL1:



JP2: CMOS clear data jumper
 1~2 short: Normal (default)
 2~3 short: Clear CMOS data

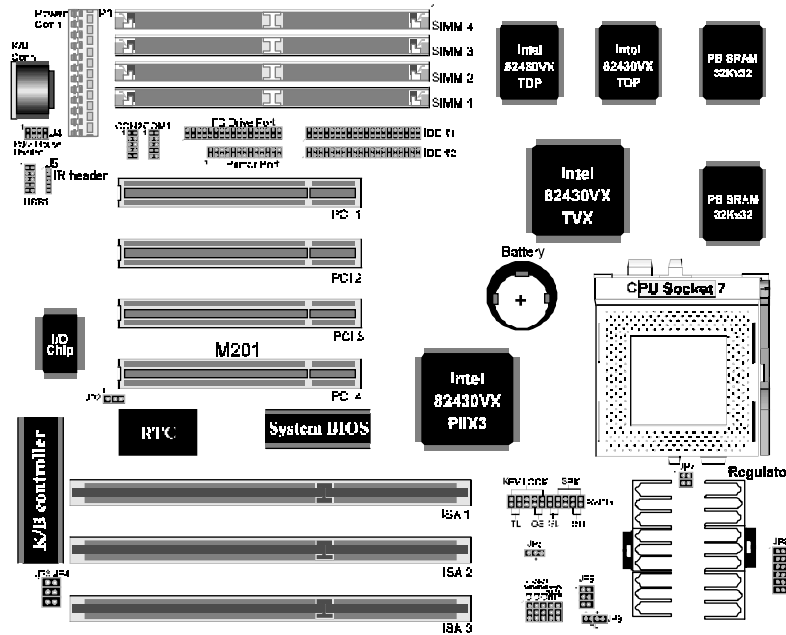
JP3: PS/2 Mouse Enable/Disable
 1~2 short: Normal (default)
 2~3 short: PS/2 mouse disable

JP4: Password bypass control jumper
 1~2 short: Normal (default)
 2~3 short: Password bypass

JP5: CPU cooling fan header



JP9: IDE activity LED header



For VRT (Voltage Reduction Technology) processor (such as Intel P55C), the split power plan (CPU's core voltage ≠ CPU's I/O voltage) design is required.

V	Core Vcc		I/O Vcc	
	JP7	JP8	V	JP6
2.5	1	3	3.3	1
2.7		4	3.4	
2.8	1	5	3.5	1
2.9		6	3.5	

Int. CPU Speed = Speed rate x System clock	BF1	BF2
75/90/100 = 1.5 x system clock	1~2	1~2
110/120/133 = 2 x system clock	2~3	1~2
150/166 = 2.5 x system clock	2~3	2~3
180/200 = 3 x system clock	1~2	2~3

CPU-type	CPU Power Voltage				System freq.		Freq. ratio		Support Status	
	I/O Vcc	Core Vcc	JP6	JP7	JP8	MHz	CLK1, CLK2, CLK3	Speed rate		BF1, BF2
Intel	3.3	3.3	1			50	1	x1.5	1	Yes
						60	1	x1.5	1	
						66	1	x2	1	
	3.5	3.5	1	2	1	50	1	x2.5	1	
						60	1	x1.5	1	
						66	1	x2	1	
						66	1	x2.5	1	
	3.3	2.8	1	2	1	166	1	x2.5	1	
						200	1	x3	1	
Cyrix /IBM	3.5	3.5	1	2	1	120	1	x2	1	Yes ¹
						133	1			
						150	1			
						166	1			
						166	1			
3.3	2.8	1	2	1	133	1	Under testing			
AMD	3.5	3.5	1	2	1	75	1	x1.5	1	Yes
						90	1			
						100	1			
						90	1	x2	1	
						133	1			
						150	1			
105	1	x1.75	1							
116.7	1									
Under testing ³										

¹ We recommend the end user to choose the version 2.7 or later of Cyrix/IBM 6x86 processor.

² For the AMD K5-PR120/133, it is also allowed to use ratio 'x1.5', which is equal to the Intel Pentium 90/100MHz settings.

³ For the AMD K5-150/166, it uses the same settings as the Intel Pentium 150/166MHz processor.