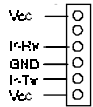


J4: PS/2 mouse connector

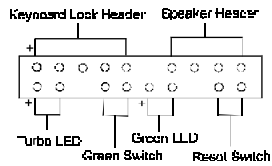


J5: IDE activity LED header

IR1: IR connector



PANEL1:



JP4: Password bypass control jumper

1~2 short: Normal (default)
2~3 short: Password bypass

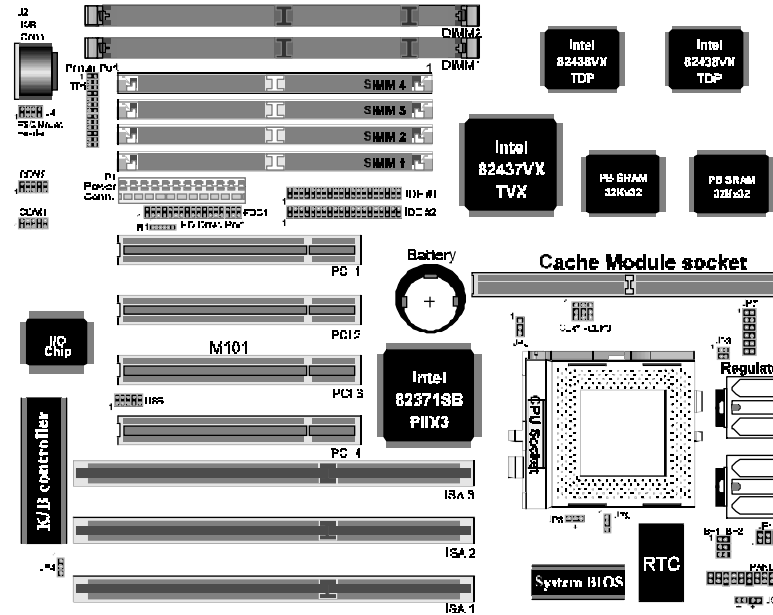
JP8: CPU cooling fan header



JP9: CMOS clear data jumper

1~2 short: Normal (default)
2~3 short: Clear CMOS data

! Don't mix and match 3.3V DIMM with 5V SIMM at the same time.



JP5: External cache size jumper setting

Cache size	Cache on Board	Cache Module	JP5
256KB	32K*32 x 2	--	1 2
512KB	32K*32 x 2	32K*32 x 2	1 3
	64K*32 x 2	--	--

Int. CPU Speed = Freq. ratio x System freq.	BF1	BF2
75/90/100 = 1.5 x system clock	1-2	1-2
110/120/133 = 2 x system clock	2-3	1-2
150/166 = 2.5 x system clock	2-3	2-3
180/200 = 3 x system clock	1-2	2-3

For VRT (Voltage Reduction Technology) processor (such as Intel P55C), the split power plan (CPU's core voltage ≠ CPU's I/O voltage) design is required.

CPU Type	Core Vcc	I/O Vcc	JP6	JP7	JP10
Normal (P54C, 6x86, K5-ABQ)	3.3			1	1
	3.4		1 2		1
	3.5				1
VRT (P55C, 6x86L, K5-AHQ)	2.5			3	
	2.7			4	
	2.8	3.3	1 2	5	1
	2.9			6	

CPU-type	S-space	CPU Power Voltage			System freq.			Freq. ratio	
		I/O Vcc	Core Vcc	JP10	MHz	CLK1, CLK2, CLK3	Speed rate	BF1, BF2	
Intel	P54C-75		3.3	JP10	50	CLK1, CLK2, CLK3	x1.5	BF1, BF2	
	P54C-90	OO653, OO655, SZ978, SX957, SX959	3.3	JP10	60	CLK1, CLK2, CLK3	x1.5	BF1, BF2	
		OO654, SX958	3.4	JP10					
	P54C-120	OO708	3.3	JP10	66	CLK1, CLK2, CLK3	x2	BF1, BF2	
	P54C-150		3.5	JP10					
	P54C-100	OO656	3.3	JP10	66	CLK1, CLK2, CLK3	x1.5	BF1, BF2	
	P54C-133	OO657	3.4	JP10					
	P54C-166		3.5	JP10					
	P54C-200		3.5	JP10					
	P55C-166		3.3	2.8	JP10	66	CLK1, CLK2, CLK3	x2.5	BF1, BF2
P55C-200		3.3	2.8	JP10					
Cyrix	6x86-P120 @ 100MHz	028	3.5	JP10	50	CLK1, CLK2, CLK3	x2	BF1, BF2	
	6x86-P133 @ 110MHz				55	CLK1, CLK2, CLK3			
	6x86-P150 @ 120MHz				60	CLK1, CLK2, CLK3			
	6x86-P166 @ 133MHz				66	CLK1, CLK2, CLK3			
AMD	K5-PR75	ABQ	3.5	JP10	50	CLK1, CLK2, CLK3	x1.5	BF1, BF2	
	K5-PR90				60	CLK1, CLK2, CLK3			
	K5-PR100				66	CLK1, CLK2, CLK3			
	K5-PR120 @ 90MHz				60	CLK1, CLK2, CLK3			
	K5-PR133 @ 100MHz				66	CLK1, CLK2, CLK3			