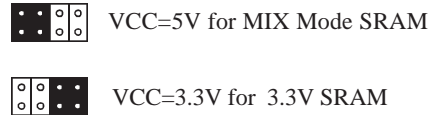


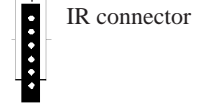
JP10: Cache size jumper setting

Cache	JP10	TAG RAM (U21)	DATA RAM (U31-U38)
256KB	1 ○ ● ● ●	8K x 8	32K x 8
512KB	1 ● ● ● ○	16K x 8/32K x 8	64K x 8

JP13: SRAM type Setting



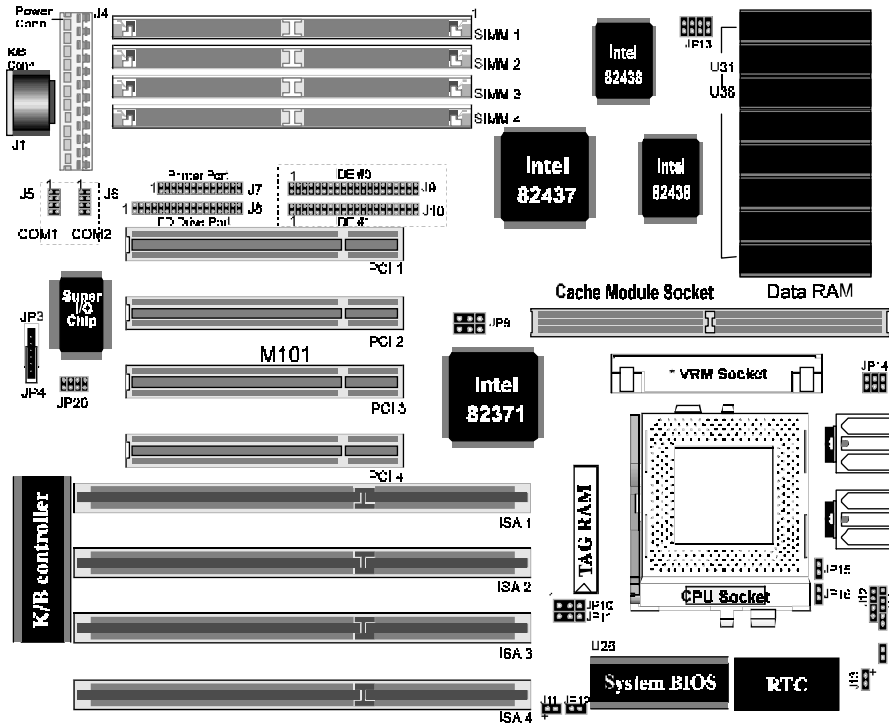
JP3: for Intel defined



JP4: for HP defined



JP20: COM2/IR function selector



JP12: Break switch connector

JP11: HD LED connector


JP12: Speaker connector

JP13: Turbo LED connector

JP14: Keylock connector

JP15: Reset switch connector

* VRM (Voltage Regulator Module) Socket
Using on board regulator set, please set VRM P6 & P7, P21 & P22 short.



CPU Type	S-spce,	CPU Power Voltage (V)	JP14	System clock (MHz)	CPU Int.speed JP15,JP16		
					JP9, JP11		
P54C-75	QO-666 SX-961	3.3	1 3 5 ● ○ ○ ○ ○ ○	50	JP9 ○ ● ● ● JP11 ● ● ● ○	x1.5	JP15 ○ ○ ○ JP16 ○ ○ ○
	QO-700 SX-969						
P54C-90	QO-653 SX-957	3.3	1 3 5 ● ○ ○ ○ ○ ○	60	JP9 ○ ● ● ● JP11 ○ ● ● ○	x1.5	JP15 ○ ○ ○ JP16 ○ ○ ○
	QO-654 SX-958	3.4	1 3 5 ○ ○ ● ○ ○ ○				
	QO-655	3.5	1 3 5 ○ ○ ○ ○ ○ ●				
QO-699 SX-968							
P54C-100	QO-697 SX-963	3.5	1 3 5 ○ ○ ○ ○ ○ ●	66	JP9 ○ ● ● ● JP11 ○ ● ● ○	x1.5	JP15 ○ ○ ○ JP16 ○ ○ ○
	QO-698 SX-970						
P54C-120	QO-711 QO-732 SX-994 SK-086	3.5	1 3 5 ○ ○ ○ ○ ○ ●	60	JP9 ○ ● ● ● JP11 ○ ● ● ○	x2	JP15 ○ ○ ○ JP16 ● ● ●
P54C-133	QO-775 QO-773 SK-103 SK-107 SK-106	3.5	1 3 5 ○ ○ ○ ○ ○ ●	66	JP9 ○ ● ● ● JP11 ○ ● ● ○	x2	JP15 ○ ○ ○ JP16 ● ● ●
P54C-150	VRE	3.5	1 3 5 ○ ○ ○ ○ ○ ●	60	JP9 ○ ● ● ● JP11 ○ ● ● ○	x2.5	JP15 ○ ○ ○ JP16 ● ● ●

Intel CPU Speed(MHz)	JP15	JP16
1.5 x system clock	O	O
2 x system clock	O	S
2.5 x system clock	S	S
3 x system clock	S	O