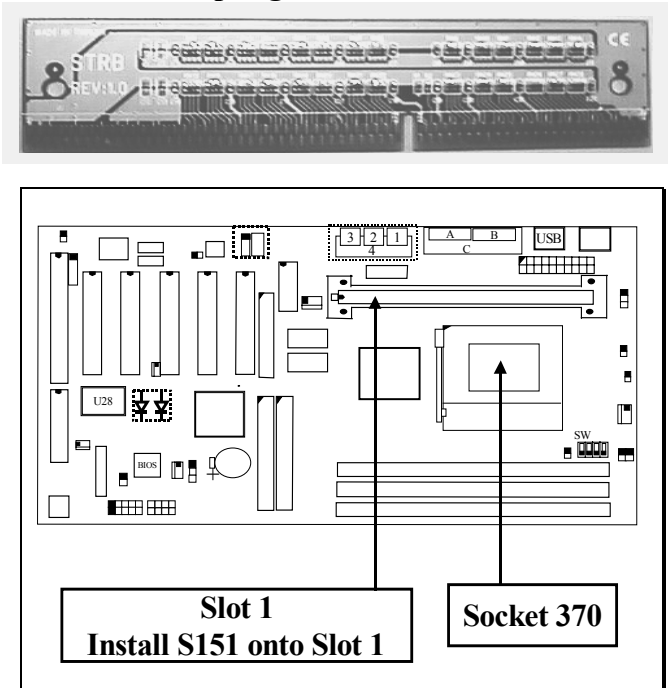


IMPORTANT UPDATE INFORMATION

There are two CPU sockets designed on this mainboard – the slot 1 and Socket 370 connectors. Basically, Slot 1 will support CPU with 66MHz and 100MHz very well. So you may feel free to install the slot type CPU onto the slot 1 connector.

In order to have better compatibility and reliability for Socket 370 CPU, the CPU coupling board (Model name is S151) is designed to fine tune the socket 370 CPU. Please have S151 installed onto the Slot 1 connector when installing the Socket 370 CPU.

Outlook of CPU coupling board



DOC NO. UM-810DX-L2

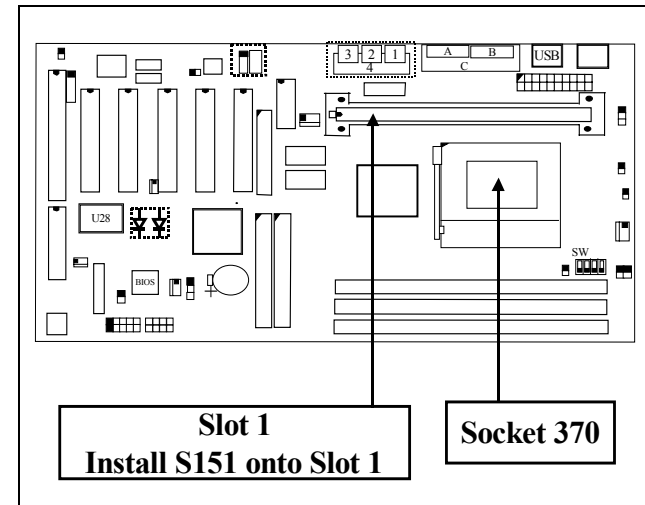

IMPORTANT UPDATE INFORMATION

There are two CPU sockets designed on this mainboard – the slot 1 and Socket 370 connectors. Basically, Slot 1 will support CPU with 66MHz and 100MHz very well. So you may feel free to install the slot type CPU

onto the slot 1 connector.

In order to have better compatibility and reliability for Socket 370 CPU, the CPU coupling board (Model name is S151) is designed to fine tune the socket 370 CPU. Please have S151 installed onto the Slot 1 connector when installing the Socket 370 CPU.

Outlook of CPU coupling board



DOC NO. UM-810DX-L2